

# Cambridge Olympiad English Summer Course

## 學生使用說明手冊

### 目錄



[登入](#)



[首次登入的測試](#)



[登入後主頁 \(Home\)](#)



[課堂 \(Lessons\)](#)



[進度表 \(Progress Report\)](#)



[更改密碼](#)

# Cambridge Olympiad English Summer Course

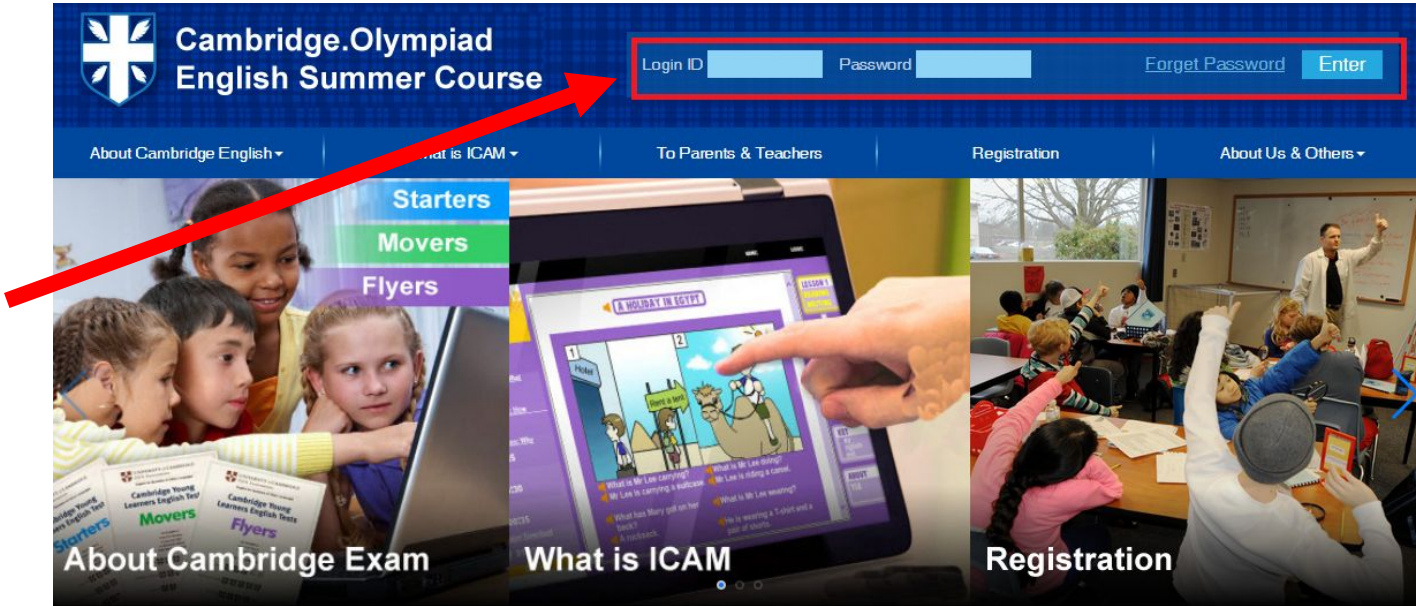
## 學生使用說明手冊

[返回目錄](#)



登入

- 請於連上 <https://s.yle.ec-study.hk/> 後，於首頁上「Login ID」的空格內輸入登入編號，及在「Password」的空格內輸入密碼，然後按 **Enter** 按鈕登入。(註：請注意登入編號和密碼的大小楷是否正確)



### News

All News

- 15-06-2019 [新課程將於7月開始](#)
- 01-06-2019 [祝同學考試順利！](#)
- 04-05-2019 [新課程將於7月開始](#)

### Top 10 Chart

Starters Movers Flyers

OR CHUN HO 高主教書院(小學部)	38970	劉嘉成 大角嘴天主教小學	16680
LUI SZE TING 五旬節于良發小學	32450	CHEUNG CHIU KWAN 沙田循道衛理小學	16640
李穎君 黃大仙官立小學	24100	張堯朗 五旬節于良發小學	15920
Lee Ching Annette 聖嘉勒小學	17660	張堯杰 五旬節于良發小學	15350
李想飛 保良局西區婦女福利會馮李佩珊小學	17310	鄧翰霖 北角循道學校	14710



## 首次登入的測試

[返回目錄](#)

- A. 所有首次登入的同學須先完成一個「分級測試」，並於完成測試後，選擇課程級別。
- B. 「分級測試」旨在評估同學的英語能力，建議適合的課程級別，「分級測試」成績並不會影響日後的分數。
- C. 開始測試前，請先閱讀「分級測試」簡介。

**Cambridge English Online Test**

Before you start the Cambridge English Summer Course, we would like you to spend 25 minutes to take a placement test. This test is carefully designed by native English-speaking teachers. It can objectively assess your English level.

**After you finish the test, you will receive:**

- an assessment report on vocabulary, grammar and listening
- suggestion on a Cambridge English Summer Course (Starters or **Movers** or Flyers) most suited to your English level

**This test will assess your abilities in:**

- Vocabulary
- Grammar
- Listening

There are in total 60 questions, with 20 questions in each part.

按此選擇簡介語言。

按 [開始測試](#) 或 [Test Now](#) 開始分級測試。

[Test Now](#)

D. 開始測試後，用戶在開始作答題目前，請先閱讀注意事項：

**Cambridge English Online Test**    中文    ENG    Logout

**Note:**

1. There are 3 pages and 60 questions in this paper. When you finish this page, click the "Next" button to continue.
2. You have 25 minutes to finish ALL 3 pages of the test paper.
3. You can click the "Back" or "Next" button to go back to any pages to change your answers.
4. When you finish, you need to click the "Confirm" button on the last page to submit your answers. You cannot change your answer once you have submitted.

**Time Left : 22:35**

**Vocabulary**

1. (Difficulty : 1)  
We use a camera to take photos.

A  TRUE  
B  FALSE

2. (Difficulty : 2)  
Chris always excels in Maths at school. He wins a lot of prizes in many competitions. Everyone in our school knows him. Chris is now very \_\_\_\_.

A  famous

[返回目錄](#)

同學可查看測試  
剩餘時間。

E. 作答所有題目後，謹記按 **確定** 或 **Confirm** 提交答案。

**Back**    **Confirm**

F. 提交答案後，會立即出現「測試報告」，同學可看到其總成績及在詞彙、文法和聆聽三方面的成績。

**Cambridge English Online Test**
中文 ENG Logout

### Cambridge English Online Test Result

**Student Info :** 陳一恩  
(School : Hong Kong Pui Yan School)  
**Test Date :** 24-06-2019

<div style="background-color: #e0e0e0; padding: 10px; border-radius: 10px;"> <p><b>Vocabulary</b></p>  <p><b>Vocabulary</b></p> <div style="background-color: #003366; color: white; padding: 5px;"> <p>Correct :20 Incorrect :0</p> </div> </div>	<div style="background-color: #e0e0e0; padding: 10px; border-radius: 10px;"> <p><b>Grammar</b></p>  <p><b>Grammar</b></p> <div style="background-color: #003366; color: white; padding: 5px;"> <p>Correct :19 Incorrect :1</p> </div> </div>	<div style="background-color: #e0e0e0; padding: 10px; border-radius: 10px;"> <p><b>Listening</b></p>  <p><b>Listening</b></p> <div style="background-color: #003366; color: white; padding: 5px;"> <p>Correct :4 Incorrect :16</p> </div> </div>
---	--	---

**Overall Result : 43/60**

Next

[返回目錄](#)

G. 看畢「測試報告」，請按 下一頁 或 Next 到「請選擇課程級別」頁。

# Cambridge English Online Test

中文

ENG

Logout

[返回目錄](#)

## Choose a level

**Student Info :** 陳一恩  
(School: Hong Kong Pui Yan School)  
**Test Date :** 24-06-2019

Based on your test result, we suggest you choose



You can choose **Flyers** as per our suggestion, or you may choose any of the course levels below according to your grade, age or need.

Please select	Target	Test Paper for reference
<input type="radio"/> Starters	For children from the age of 6, usually P1-P2	<a href="#">Starters - Download</a>
<input type="radio"/> Movers	For children between 8 and 11, usually P3-P4	<a href="#">Movers - Download</a>
<input checked="" type="radio"/> Flyers	For children between 9 and 12, usually P5-P6	<a href="#">Flyers - Download</a>

**\* I understand that I CANNOT change the level once I have submitted my choice.**

Source of the above test papers: Cambridge ESOL website <http://www.cambridgeesol.org/resources/learner/index.html>.

The documents are in PDF format - you will need Adobe Reader to open them. It can be downloaded free from the

系統已根據同學的測試成績，替同學建議選讀的課程級別。但同學也可以根據自己的年級、年齡及實際需要自由選擇 Starters、Movers、Flyers/KET 任何一個級別。同學只需按下有關級別前的空格。

同學也可先下載 Starters、Movers 或 Flyers/KET 的試卷作參考，才決定選讀的課程級別。

選擇級別後，同意請先閱讀以下聲明，並按下以下方格加上剔號確定。同學必須加上剔號才可到下一步。

注意：每位同學只可選擇一個級別，並只可選擇一次。一經確定，便不可以任何原因中途變更級別。因此，同學必須小心選擇適合自己的課程。如有需要，可在家長協助下選擇。

[返回目錄](#)

H. 選擇課程級別後，按 [下一步](#) 或 [Next](#) 再次確定級別。如確定所選級別無誤，請按 [確定](#) 或 [Confirm](#)。如想修改級別，請按 [修改](#) 或 [Back](#) 並重覆上述步驟。  
(注意：一經確定，不能再變更級別。)


**Cambridge English Online Test**

中文 ENG Logout

### Confirmation of Course Level

**Student Info :** 陳一迦  
(School: Hong Kong Pui Yan School)  
**Test Date :** 24-06-2019

You have chosen



**Movers**

For children between 8 and 11,  
usually P3-P4

[Back](#) [Confirm](#)

# 登入後主頁 (Home)

完成課程級別選擇後，便會進入以下主頁：

[返回目錄](#)

這裡顯示了同學所選擇的級別(Starters 或 Movers 或 Flyers/KET)。

這裡解釋了不同 Lesson 類型的圖像

Score 顯示同學在練習中所得總分。

這裡顯示了各個課題 (Topic)名稱和開始日期(Date)。每個級別均有 7 個不同課題，每課題有 3 堂課(Lesson)，Reading & Writing、Listening 和 Speaking，即整個課程一共 21 課。系統每星期開放一個新課題。已開放的課題會一直開放，直到課程完結。(詳看頁 10-16)

Cambridge Olympiad English Summer Course

Welcome, < 陳一恩 > | Score : 0 | Logout

Home | My Profile | Parents & Teachers | Registration | About Us & Others

**Movers** | Legend | Reading & Writing | Listening | Speaking

Week	Start Date	Lesson 1	Lesson 2	Lesson 3	Topic
Week 1	06 May 19	Lesson1	Lesson2	Lesson3	Animals, Our Body & Face
Week 2	13 May 19	Lesson4	Lesson5	Lesson6	Clothes, Family, Friends...
Week 3	20 May 19	Lesson7	Lesson8	Lesson9	Food & Drink, Leisure Activities
Week 4	27 May 19	Lesson10	Lesson11	Lesson12	Health
Week 5	03 Jun 19	Lesson13	Lesson14	Lesson15	Local Places & Transport
Week 6	10 Jun 19	Lesson16	Lesson17	Lesson18	Our Home, School & Classroom...
Week 7	17 Jun 19	Lesson19	Lesson20	Lesson21	Weather and World

Rank	Name	Score
1	林嘉琪	71050
2	梁梓恆	55430
3	SO HEI SHUN	48250
4	林智華	46180
5	鍾青祐	41540
6	吳思琪	37450
7	OR KA YING	32480
8	吳銘昌	29380
9	盧逸夫	29190
10	文嘉宜	21850

Top 10 Chart 排行榜顯示該級別最高分數的 10 名同學。

Flyers/KET 同學亦可下按 KET 下載該星期的 KET 模擬試題、建議答案、必讀生字庫等





## Movers

### Legend



Reading & Writing



Listening



Speaking

## Top 10 Chart Movers

### Week 1

06 May 19



Lesson1



Lesson2



Lesson3

Topic: Animals, Our Body & Face

### Week 2

13 May 19



Lesson4



Lesson5



Lesson6

Topic: Clothes, Family, Friends...

### Week 3

20 May 19



Lesson7



Lesson8



Lesson9

Topic: Food & Drink, Leisure Activities

### Week 4

27 May 19



Lesson10



Lesson11



Lesson12

Topic: Health

### Week 5

03 Jun 19



Lesson13



Lesson14



Lesson15

Topic: Local Places & Transport

### Week 6

10 Jun 19



Lesson16



Lesson17



Lesson18

Topic: Our Home, School & Classroom...

### Week 7

17 Jun 19



Lesson19



Lesson20



Lesson21

Topic: Weather and World

1 林嘉琪

71050

2 梁梓恆

55430

3 SO HEI SHUN

48250

4 林智華

46180

5 鍾青祐

41540

6 吳思琪

37450

7 OR KA YING

32480

8 吳銘昌

29380

9 盧逸夫

29190

10 文嘉宜

21850

按下 **My Profile** 後，可進入 **My Info** 查看和更改個人資料及密碼(詳看頁 19)，或到 **Progress Report** 查看成績表和進度表。(詳看頁 17-18)

按 **To Parents & Teachers** 查看課程結構和和各課題的學習目標。

按 **Registration** 報讀我們最新的課程。

[返回目錄](#)

## 課堂 (Lessons)


A. 每個課題一共有 3 堂課 (Lesson) : Reading & Writing (閱讀及寫作課)、Listening (聆聽課)和 Speaking (會話課)。同學可按建議次序觀看 3 堂課的內容，也可自由點選。

顯示練習的課題及課堂

顯示練習的部分

**Content Map:** 顯示每課的 7 個步驟。包括漫畫 (Comic)、生字 (Vocabulary)、文法 (Grammar)、計分練習 (Practice) 和模擬試題下載 (Mock paper)。

**Comic**



 Here's a reading and writing lesson. Let's do it together. This lesson helps you to prepare the reading and writing paper for the starters level in the Cambridge Young Learners English Test.

Let's start by looking at the pictures. Do you see where the family is? Do you know what they are going to see? That's what I am going to tell you.


 **Guess What I Saw!**

按下喇叭按鈕收聽聲檔 (其他喇叭按鈕都有同樣功能)。



  The family is very happy to go to the cinema.




   After the movie, the family goes to a cafe and talks about the animals in the movie.


B. Comic (漫畫)：先看看漫畫故事熱熱身。


 Our Favourites!

[返回目錄](#)




 The family is very excited about going to Africa.




 They want to see their favourite animals in Africa.



 The children take out their drawings of their favourite animals.



 May and Tom are making a list of animals they want to see.

C. Vocabulary (生字)：學習 5 個英文生字及例句。

[返回目錄](#)



**lizard**

蜥蜴 (noun)

a small reptile with a long body, four short legs, a long tail and thick skin



Tom is holding a lizard in his hand.



**monkey**

猴子 (noun)

an animal that lives in hot countries, has a long tail and climbs trees



May's drawing of monkeys is on the wall on the left.



**face**

臉 (noun)

the front of the head; eyes, nose and mouth are there



Look at Paul's face; he is smiling so much!



**arms**

手臂 (noun)

two long parts of the body starting from the shoulders and finishing with hands





Look at Bill's arms; they are big and strong.


D. Grammar (文法): 教授英語文法及應用。

[返回目錄](#)

My


 Which is your favourite animal?

 My favourite is the hippo.




Our

 Which is your favourite animal?

 Our favourite is the lizard.



My


 Which is your favourite animal?


 My favourite is the tiger.





- Grammar (文法)部分設有「Check Point」，同學可點選答案，並立即知道對錯。（注意：Check Point 的所有題目都不計分。）


Check Point

 Which is your favourite animal?

A   Favourite animal is the lizard.

B   Our favourite animal is the lizard.

C   My favourite animal is the lizard.



Back




Next

[返回目錄](#)

E. Practice (計分練習) :

- 這部分一共 10 題題目，每題 10 分，答對得 10 分，答錯 0 分。
- 同學可重做練習，重做次數不限，重做練習所得分數也會累積計算在總分內。

Q1.  Which is May's favourite animal?

- A 
- B 
- C 

Q2.  What is Mum writing?

- A 
- B 
- C 

Q10.  Mary's green lizard is on the books.

- A  TRUE
- B  FALSE



完成題目後，請按 **SUBMIT** 提交答案。  
同學必須完成所有題目才能提交答案。

**Submit**

提交答案後，系統會自動批改答案。

[返回目錄](#)

**Week 1 Lesson1**  
Reading & Writing

Comic Vocabulary Grammar I Grammar II Grammar III Practice Mock Paper

**Practice Answer**

**Q1.**

Your Answer: **trunk**

Right Answer: **trunk**



**Q2.**

Your Answer: **ears**

Right Answer: **ears**




**Q3.**

Your Answer: **legs**

Right Answer: **legs**



同學可按頁底的 **Re-do** 重做練習。



**Re-do**

**Next**

[返回目錄](#)

F. Mock Paper Download (模擬試題下載)：同學可在這裡下載模擬試題備試。

The screenshot shows the Cambridge Olympiad English Summer Course website. At the top, there is a navigation bar with the course name and a user profile section showing 'Welcome, < 陳一迦 >!' and 'Score : 2790' with a 'Logout' button. Below this is a main menu with 'Home', 'My Profile', 'To Parents & Teachers', 'Registration', and 'About Us & Others'. The main content area is titled 'Week 3 Lesson7 Reading & Writing' and features a horizontal menu with options: 'Comic', 'Vocabulary', 'Grammar I', 'Grammar II', 'Grammar III', 'Practice', and 'Mock Paper'. The 'Mock Paper' option is highlighted. Below the menu, the 'Mock Paper' section is titled, followed by a paragraph: 'Here you can download and print out a mock paper. After finishing the paper, you may revise this lesson or go to the next lesson.' At the bottom of this section, there are two buttons: 'DOWNLOAD (PDF)' and 'Back to Home'. A blue arrow points from the 'DOWNLOAD (PDF)' button to a text box on the right.


按 **DOWNLOAD (PDF)** 下載及儲存模擬試題、試題聲檔(適用於 Listening 及 Speaking 課)及建議答案。



## 進度表(Progress Report)

按下首頁 [My Profile](#) > [Progress Report](#) 可看到同學的成績表 / 進度表。

[返回目錄](#)

成績表 / 進度表上，會以盾牌來顯示同學的表現，每 20 分得一個盾牌 。

如果同學重做練習，會顯示所得盾牌數目的平均數。(如同學第一次做該練習得 60 分，第二次得 80 分，平均分為 70 分，而顯示盾牌數目為 3 個。)

A. Progress Report (進度表)：一覽同學在各星期練習中所得成績、做練習次數等資料



### Progress Report

Progress Report	Chart I (Average by Paper)	Chart II (Average by Week)	Detailed Practice Results	Online Statistics				
<p>答對一題得10分，每20分得一個盾牌，重做練習，會顯示所得盾牌的平均數。 Ten points for each correct answer. One shield for every twenty points. When you redo the exercise, the number of shield shown below is an average of the total number of shields you have achieved.</p>								
Week	Reading & Writing	No. of Attempts	Listening	No. of Attempts	Speaking	No. of Attempts	Overall result	Feedback
Week 1	3 * 	12	4 * 	7	4 * 	7	4 * 	WELL DONE! KEEP GOING!
Week 2	4 * 	1	5 * 	1	0 * 		4 * 	GOOD! YOU SURELY CAN DO BETTER!
Week 3	5 * 	1	1 * 	1	0 * 		3 * 	YOU STILL HAVE TO WORK HARDER!
Week 4	5 * 	1	0 * 		5 * 	1	5 * 	GOOD! YOU SURELY CAN DO BETTER!
Week 5	5 * 	1	0 * 		0 * 		5 * 	GOOD TRY. YOU HAVE TO WORK MUCH HARDER!

同學可看到自己每星期在不同課堂 (Reading / Writing / Listening / Speaking) 的表現，也可看到做練習的次數(No. of Attempts)

系統會按同學不同的表現，給予不同的鼓勵說話。

OVERALL RESULT 是同學在每星期 3 堂課中所得的平均分。(只會計算用戶該星期作答過的練習之分數)

[返回目錄](#)

## Progress Report

### Progress Report

[Chart I  
\(Average by Paper\)](#)

[Chart II  
\(Average by Week\)](#)





















[Detailed  
Practice Results](#)

[Online Statistics](#)

答對一題得10分，每20分得一個盾牌，重做練習，會顯示所得盾牌的平均數。

Ten points for each correct answer. One shield for every twenty points.

When you redo the exercise, the number of shield shown below is an average of the total number of shields you have achieved.

Week	Reading & Writing	No. of Attempts	Listening	No. of Attempts	Speaking	No. of Attempts	Overall result	Feedback
Week 1	3 * 	12	4 * 	7	4 * 	7	4 * 	WELL DONE! KEEP GOING!
Week 2	4 * 	1	5 * 	1	0 * 		4 * 	GOOD! YOU SURELY CAN DO BETTER!
Week 3	5 * 	1	1 * 	1	0 * 		3 * 	YOU STILL HAVE TO WORK HARDER!
Week 4	5 * 	1	0 * 		5 * 	1	5 * 	GOOD! YOU SURELY CAN DO BETTER!
Week 5	5 * 	1	0 * 		0 * 		5 * 	GOOD TRY. YOU HAVE TO WORK MUCH HARDER!

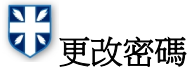
同學可到 Progress Report 中的其他版面：

**Average by Paper:** 顯示同學在 Reading / Writing、Listening 和 Speaking 三種練習中的的平均成績

**Average by Week:** 顯示同學在各星期的平均成績

**Detailed Practice Results:** 顯示同學在各星期各練習的詳細成績

**Online Statistics:** 查看同學登入網站的次數和時間，版面會每星期更新一次



[返回目錄](#)

按下首頁 [My Profile](#) > [My Info](#) 可查看和更改個人資料及密碼

Cambridge.Olympiad  
English Summer Course

Welcome, < 陳一恩 > ! Score : 410
Logout

---

Home
My Profile ▾
To Parents & Teachers
Registration
About Us & Others ▾

## My Info

- My Info
- Progress Report

[To use ICAM and get the certificate, you must enter and save your real Chinese(e.g.陳大文) and English name (e.g. Chan Tai Man) in fields **Name(CHI)** and **Name(ENG)** respectively.]

User ID:	poa3a03m
Name(CHI):	陳一恩
Name(ENG):	
School:	香港培恩學校
Class:	3A
Class No. :	3

## Change The Password

Old Password:	
New Password:	
Re-enter New Password:	

[New password must be 6-10 characters in length and is alphanumeric(A-Z,a-z,0-9) only.]

Save

<完>